

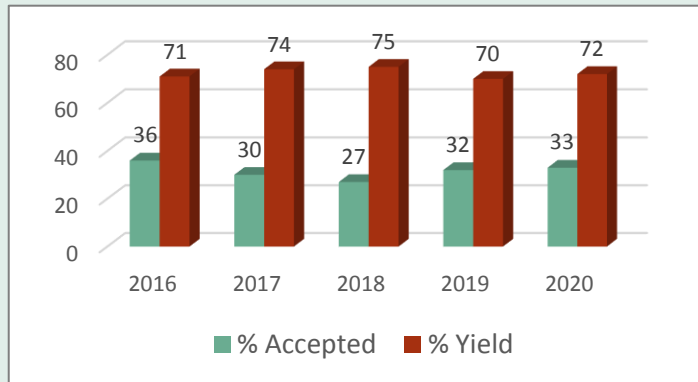
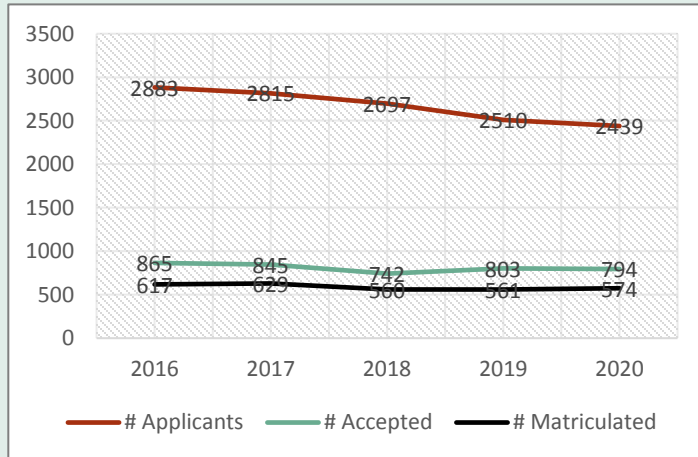


LOMA LINDA
UNIVERSITY

SAHP Academic Year 2020 Annual Report

As of September 9, 2020

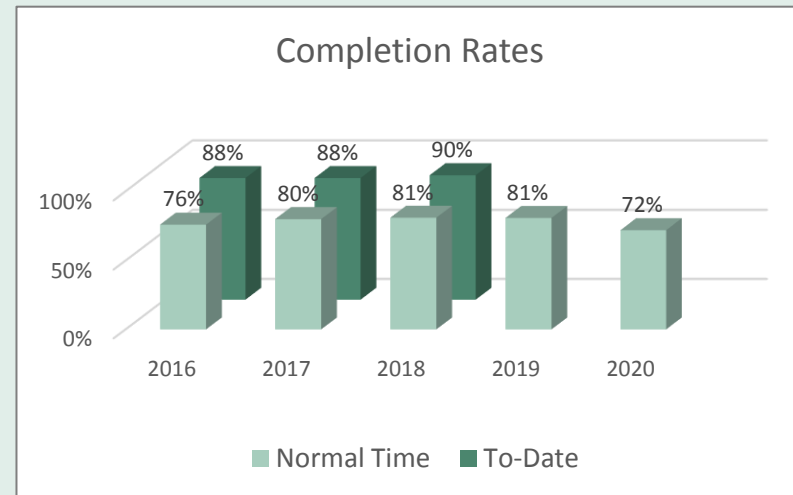
5 - Year Enrollment Trends



5 - Year Trends in Completion Rates

# Students Due to Graduate*				
Academic Year				
2016	2017	2018	2019	2020
559	583	608	551	572

* Because SAHP has programs of varying lengths and we desire more timely reporting, we have chosen to report by year of expected completion rather than year of entry.



Published Time Completion Rates

