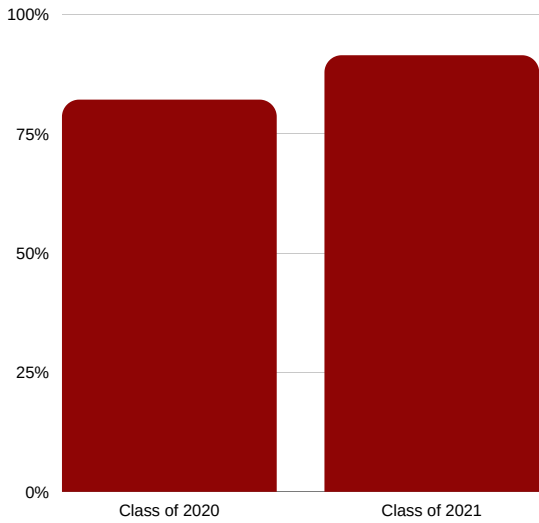




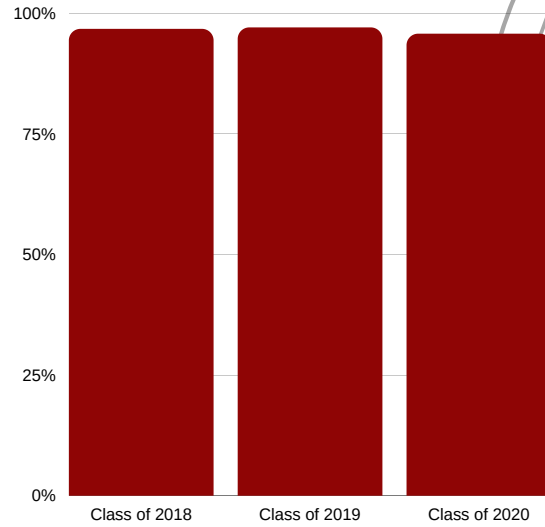
LOMA LINDA
UNIVERSITY

School of Allied Health Professions Department of Physical Therapy

Doctor of Physical Therapy NPTE Pass Rate



First Time Pass Rate
Two Year Average (2020-2021)
86.75%



Overall Pass Rate
Two Year Average
(2019-2020) 96.85%

2021
91.4%

2020
82.1%



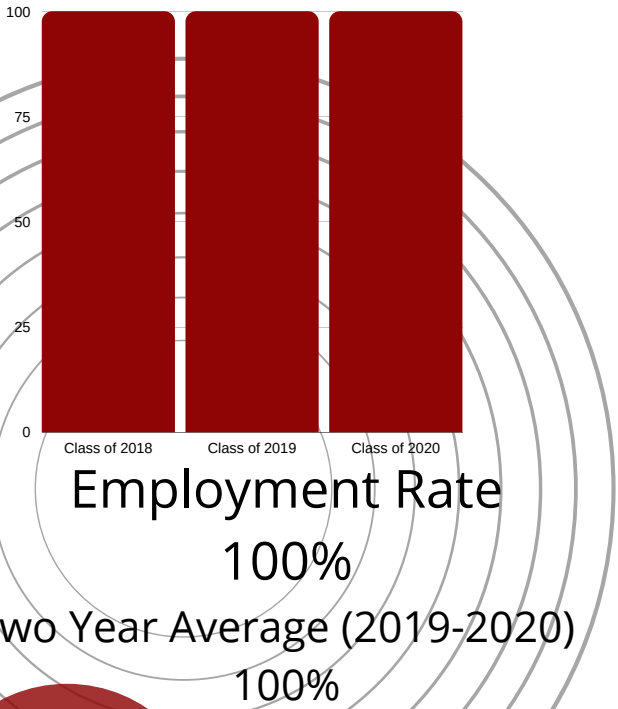


LOMA LINDA
UNIVERSITY


School of Allied Health Professions

Department of Physical Therapy

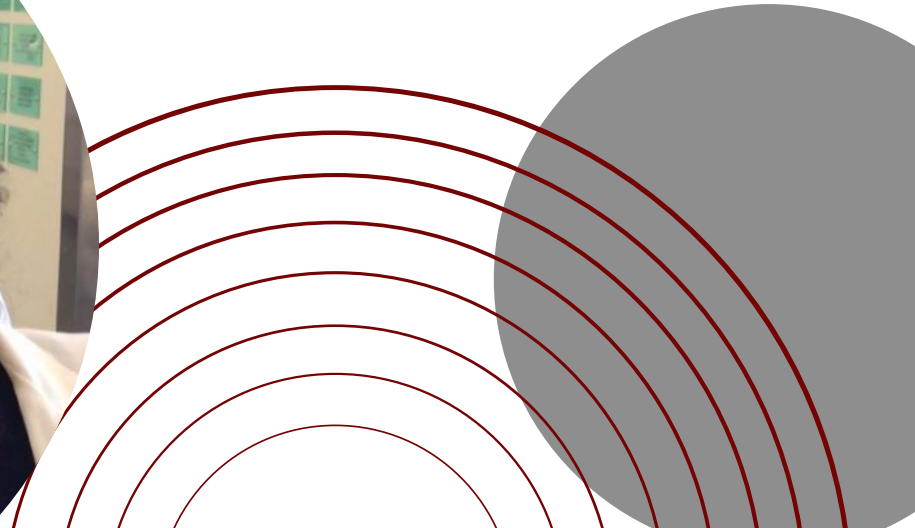
Doctor of Physical Therapy Student Outcomes



Graduation Rate



Two Year Average (2019-2020) - 95.3%





LOMA LINDA
UNIVERSITY

School of Allied Health Professions

Department of Physical Therapy

Doctor of Physical Therapy Matriculation



Year	Applicants	Accepted	Matriculated	Acceptance Rate
2019	474	111	73	23%
2020	494	109	62	22%
2021	449	116	60	26%

