

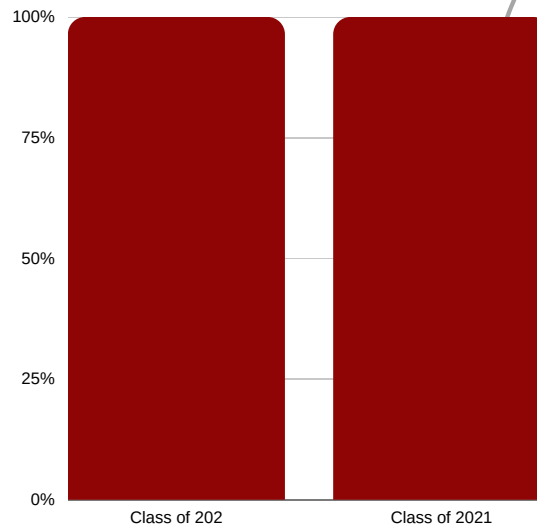
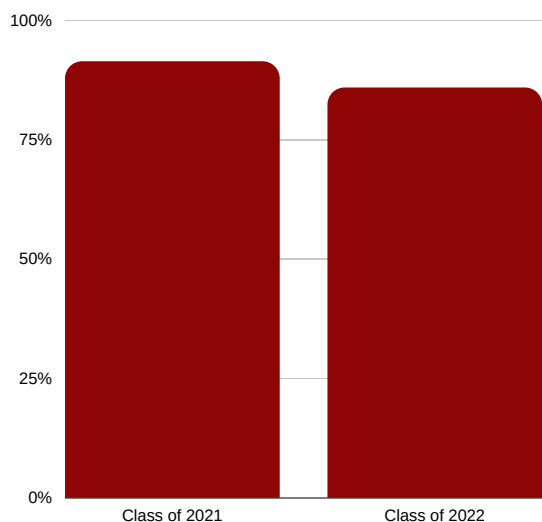


LOMA LINDA
UNIVERSITY

School of Allied Health Professions

Department of Physical Therapy

Doctor of Physical Therapy NPTE Pass Rate



First Time Pass Rate
Two Year Average (2021-2022)
88.65%

Overall Pass Rate
Two Year Average
(2020-2021) 100%

2022
85.9%

2021
91.4%



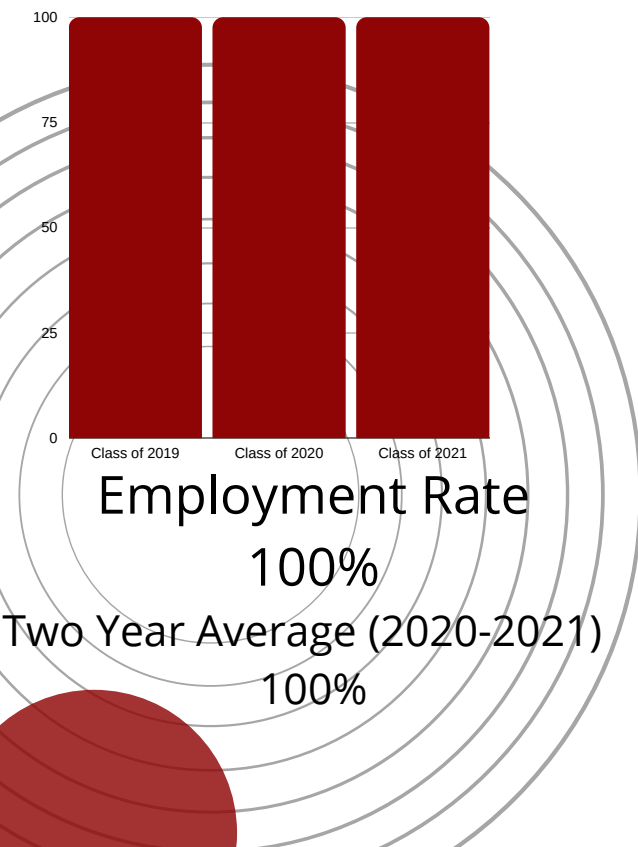


LOMA LINDA
UNIVERSITY

School of Allied Health Professions

Department of Physical Therapy

Doctor of Physical Therapy Student Outcomes




Employment Rate

100%

Two Year Average (2020-2021)

100%

Graduation Rate



Two Year Average (2021-2022) - 93.7%

