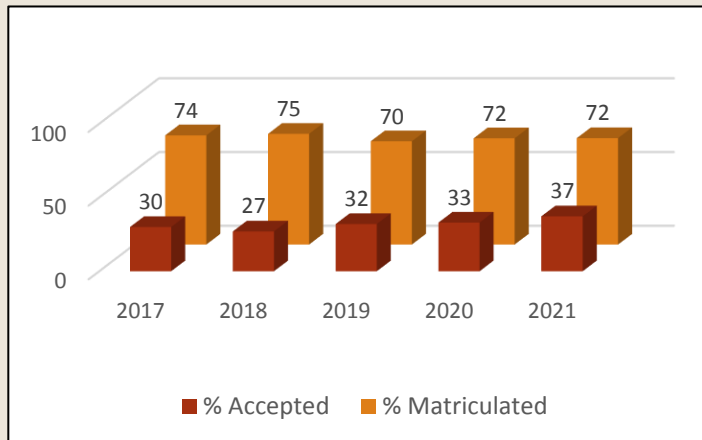
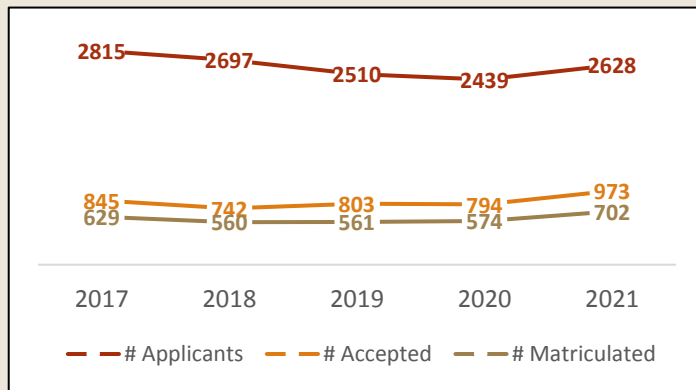




LOMA LINDA
UNIVERSITY

SAHP Academic Year 2021 Annual Report

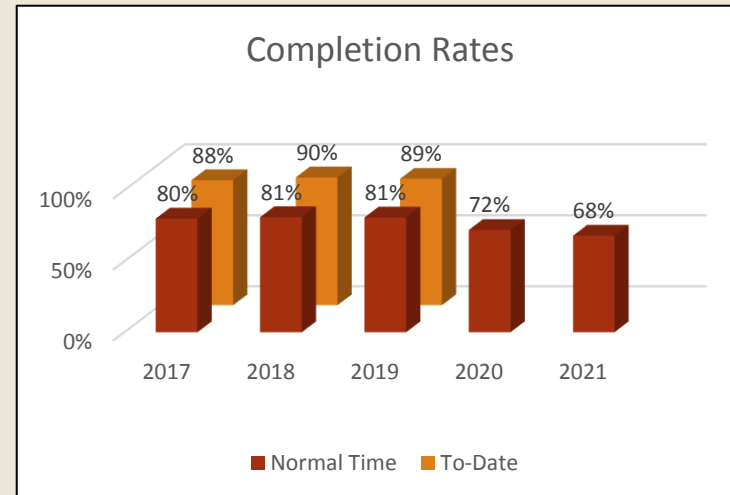
5 - Year Enrollment Trends



5 - Year Trends in Completion Rates

| # Students Due to Graduate* | | | | |
|-----------------------------|------|------|------|------|
| Academic Year | | | | |
| 2017 | 2018 | 2019 | 2020 | 2021 |
| 583 | 608 | 551 | 572 | 562 |

* Because **SAHP** has programs of varying lengths and we desire more timely reporting, we have chosen to report by year of expected completion rather than year of entry.



Published Time Completion Rates

