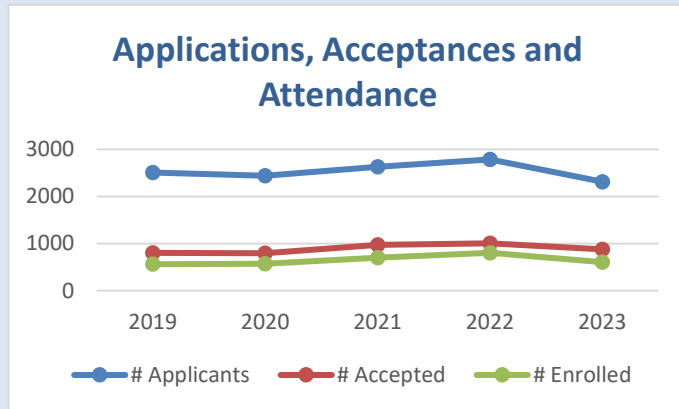




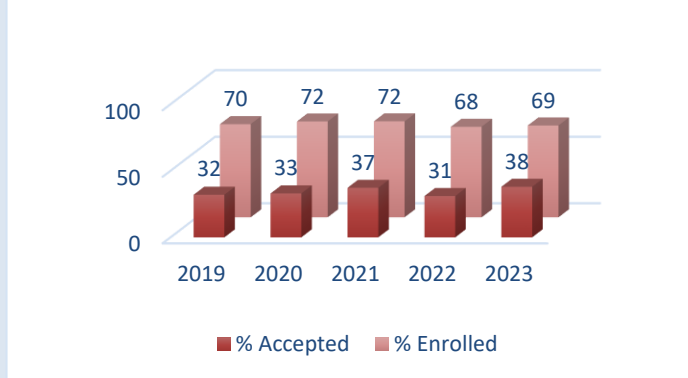
LOMA LINDA  
UNIVERSITY

## SAHP Academic Year 2023 Annual Report

### 5 - Year Enrollment Trends



### Acceptance and Yield Rates

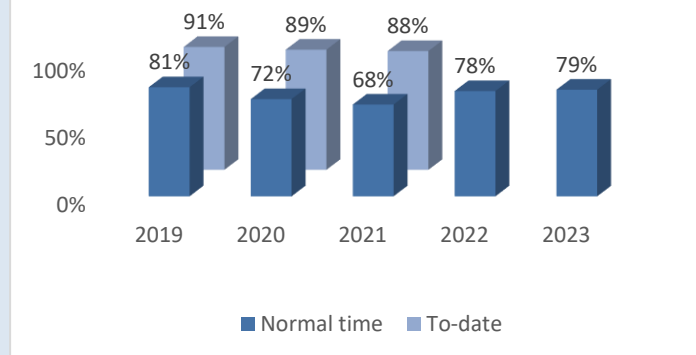


### 5 - Year Trends in Completion Rates

# Students Due to Graduate*				
Academic Year				
2019	2020	2021	2022	2023
551	572	562	507	546

\* Because SAHP has programs of varying lengths and we desire more timely reporting, we have chosen to report by expected year of completion rather than year of entry.

### Completion Rates



## Published Time Completion Rates

