

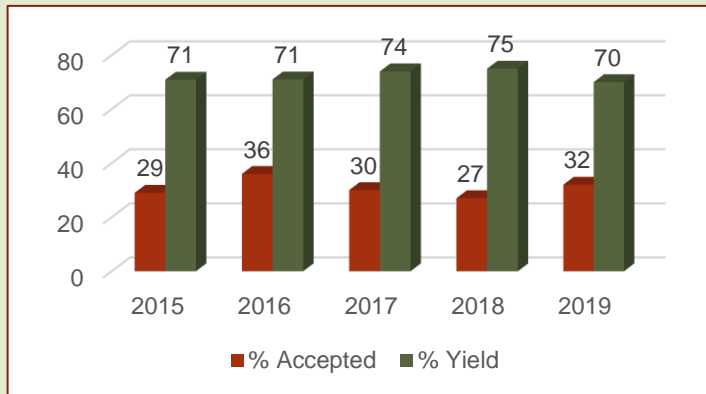
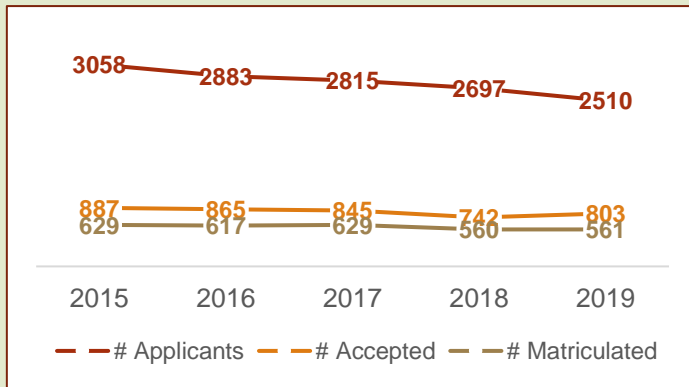


LOMA LINDA
UNIVERSITY

SAHP Academic Year 2019 Annual Report

As of July 30, 2019

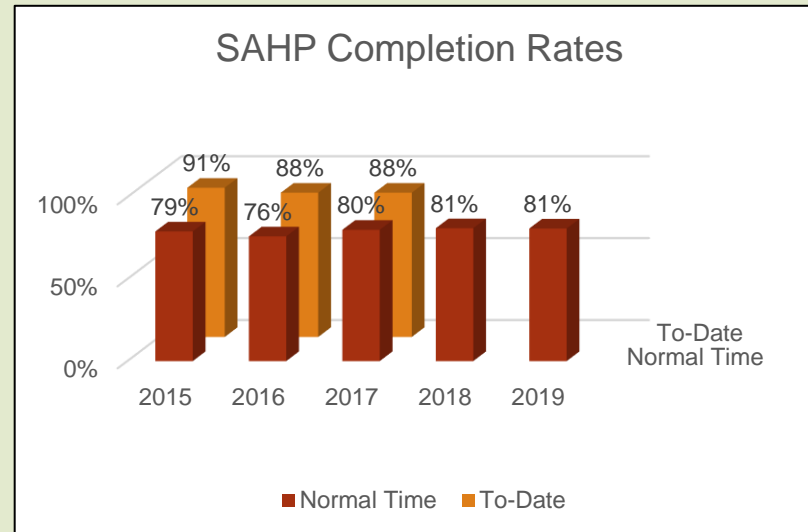
5- Year Enrollment Trends



5 - Year Trends in Completion Rates

# Students Due to Graduate*				
Academic Year				
2015	2016	2017	2018	2019
583	559	583	608	551

* Because **SAHP** has programs of varying lengths and we desire more timely reporting, we have chosen to report by year of expected completion rather than year of entry.



Published Time Completion Rates

