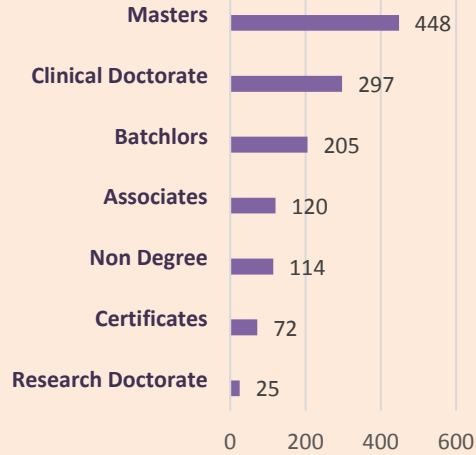
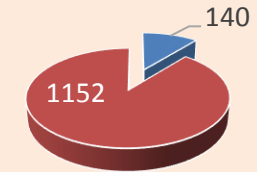
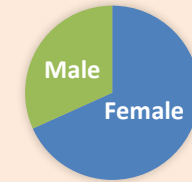


### Enrollment by Degree Total: 1292



## School of Allied Health Enrollment Statistics Fall Quarter 2018

### GENDER PROFILE

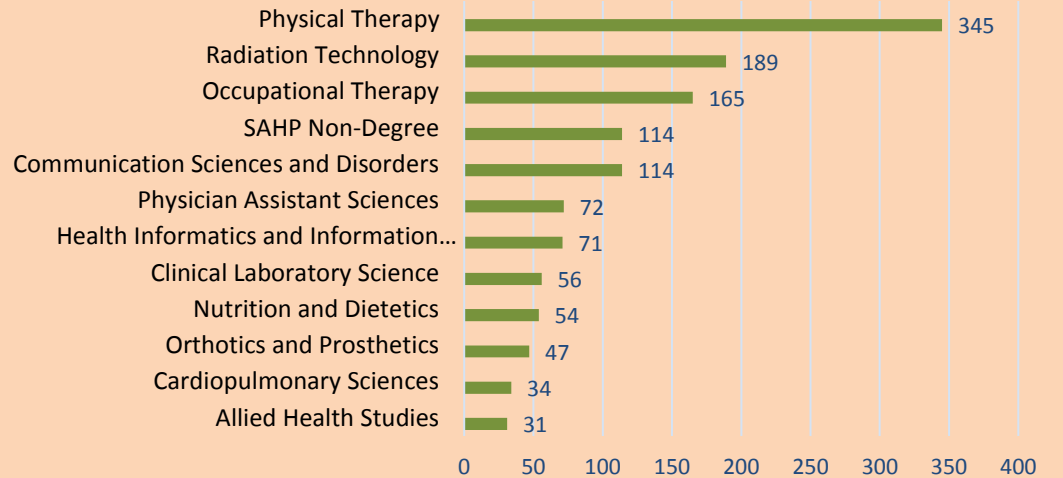


■ International ■ US

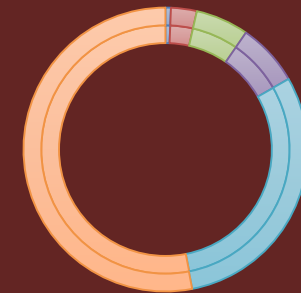
Statistics provided by:

Office of Institutional Research, School of Allied Health Professions

### Enrollment by Department



### Student Diversity



■ Native Hawaiian/Other Pacific Islander  
 ■ American Indian or Alaska Native  
 ■ Black or African American  
 ■ Multiple Races  
 ■ Asian  
 ■ White